



### PERSONAL PROTECTION

**1. BEFORE** Wear appropriate personal protective equipment (PPE) for dust & aerosol mist protection such as: (skip these steps if structure is already clean)

Professionals and serious DIYers with heavy bird problems should consider wearing waterproof gloves, protective eye-wear, long-sleeved shirt, long pants or disposable outer clothing, such as Tyvek® and, face mask or respirator with HEPA filter. When cleaning large amounts of bird debris, workers should be informed of the possible health risks involved. Persons with compromised immune systems should avoid the cleaning operation. In confined areas, cleaners should wear a dust/mist filtering respirator meeting NIOSH standards of at least N-95, R-95, or P-95.

**2. DURING** Take precautions to ensure nearby people are not exposed to debris from cleaning. Do not touch or rub eyes while or after handling Bird Barrier Optical Gel™. Use a bird dropping specific cleaning solution like Dissolve-It to wet surfaces where feces are present to limit generation of airborne dust and aerosol mists during cleaning. Wetting down the work area will prevent inhalation, reduce the risk of disease from bird feces and debris, and will also help prevent the spread of dust and aerosols. If pressure-washers are used to strip off dried feces, dust and aerosol control measures, such as containing the area with plastic sheeting, should be taken.

**3. AFTER** Wash skin & clothing after cleaning bird debris & before eating or drinking. To clean used wearables, follow the manufacturer's instructions for cleaning/maintaining PPE. If no such instructions are available for washables, use detergent and hot water. Keep and wash PPE separately from other laundry. For technical support or other questions, contact Bird Barrier at 310-527-8000.

## TWO-STEP INSTALLATION

1

### ERASE BIOLOGY

**PREPARE** First remove all debris, nesting & droppings. For large quantities, see inside flap for safety info.


**CLEAN** Next, pretreat area thoroughly by soaking remaining debris with Bird Barrier Dissolve-It which breaks down bird droppings & eliminates odors. Mix 50/50 with water, let soak for 20 minutes and then rinse or power wash.

**NEUTRALIZE** Lastly, eliminate all pheromone attractors. This is done by simply mist-spraying 50/50 diluted liquid bleach over the site being treated. Include any area below main site, down to ground level. Allow to dry completely.



WHAT YOU'LL NEED

- ✓ Bleach (diluted 50/50 with water)
- ✓ Bird Barrier Dissolve-It or Bird-Specific Cleaner
- ✓ Scrubber/Scrapper
- ✓ Silicone Glue




ALONG LEDGES, EAVES OR NOOKS



WEATHER-PROOF FOR YEARS



INDOOR PIPING, LEDGES & BEAMS



HIDDEN WITHIN SIGNS

Optical Gel™ is out of sight (i.e. from below), works on nearly any surface, has a life-expectancy of 3-4 years but should perform for many more & safely gets rid of birds for good.



HVAC & SENSITIVE EQUIPMENT



STOREFRONT STRUCTURES



WOODPECKERS CAN'T STAND IT



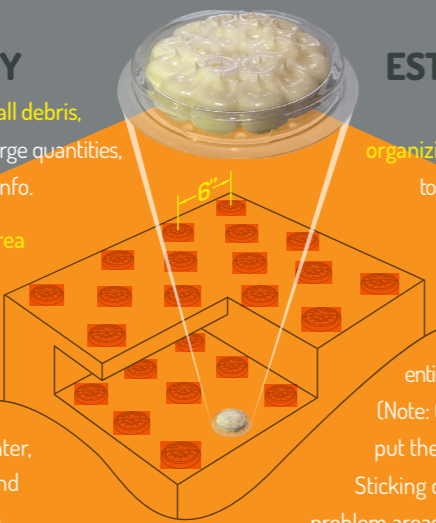
EVICT NESTING MUD SWALLOWS

Now enjoy the show as they flutter away in frustration. We call this 'The OG Shuffle.' :)

2

### ESTABLISH BARRIER

**PLACE** Installation starts by organizing the disks 6" apart, center-to-center. Shown is an example of optimal patterning.



First, with lids on, create a pattern that covers the area entirely that you know birds inhabit. (Note: Optical Gel™ goes where birds put their feet or horizontal surfaces. Sticking disks to vertical surfaces near problem areas will not solve the problem. In other words, Optical Gel™ does NOT create a 'force field').

**GLUE** Next, glue down. With disks in place, lift each disk & squeeze a dab of silicone onto its base & press in place.

**EXPOSE** Finally, remove the lids & unleash the magic. With your thumb and fore finger, hold the lip of the disk base down & pull up on the lid. Keep lids if you anticipate needing them again.

### Bird Barrier

HEY! THESE DETAILS MATTER NOT FOLLOWING OUR INSTRUCTIONS WILL RESULT IN FAILURE OF THIS PRODUCT. WE'RE HERE TO HELP. CALL 800-NO-BIRDS.

Birds are very clever yet react immediately to Optical Gel™. Keep an eye or your phone's camera once installed. Returning birds that land & stay can show you spots to adjust or add more disks to create a solid barrier.

VISIT vhh/patterns FOR BIRD-SPECIFIC DETAILS

## OPTICAL GEL™



24 MULTI-SENSORY BIRD-BLOCKING DISKS INSIDE

DECEIVE THROUGH THE SENSE OF VISION & SMELL

Birds approach to land, see Optical Gel as danger, detect the clean smell & quickly fly away.

RUFFLE THROUGH THE SENSE OF TOUCH

Stubborn birds may touch & then go...for good.



We love birds, just over there. Like way over there.



OPTICAL GEL™ MULTI-SENSORY BIRD REPELANT

BY FAR THE EASIEST WAY TO GET RID OF BIRDS NOW

STOP...

- Pigeons
- Gulls
- Sparrows
- Crows
- Starlings
- Grackles
- Swallows
- Woodpeckers

...ATOP

- Ledges
- Signs
- Beams
- Roofs
- Pipes
- Skylights
- A/C Units
- and Indoors



SCARY FROM ABOVE · INVISIBLE FROM BELOW

ACTIVE INGREDIENTS:	QUANTITY · 24 LOW-PROFILE DISKS
Peppermint Oil: 3.0%	Longevity · 3 - 4 Years +
Citronella: 0.9%	Great for High, Medium & Low Pressure Bird Problems
OTHER INGREDIENTS* 96.1%	All Green Ingredients
TOTAL: 100.0%	Completely Safe for Birds and Mammals
*Agar, Beeswax.	KEEP OUT OF REACH OF CHILDREN

## FIRST AID STATEMENT

**IN EYES**  
• Hold eye open & rinse slowly & gently with water for 15 minutes.  
• Remove contact lenses, if present, after the first 5 minutes, then continue rinsing eye.  
• Consult a physician if irritation persists.

**ON SKIN**  
• If skin irritation occurs, wash treated area with soap & water.  
• Consult a physician if irritation persists.

**ENVIRONMENTAL HAZARDS**  
Not for use to deter or around endangered & threatened bird species.

**WARRANTY AND LIMITATION OF DAMAGES**  
Read all directions carefully. All statements concerning use of this product apply only when used as directed. To the extent consistent with applicable law, Bird Barrier America, Inc. makes no warranties of merchantability or fitness for a particular purpose, nor any other express or implied warranty, except as stated on this label. Buyer assumes all responsibility for safety and use not in accordance with label, directions, and precautionary statements. Bird Barrier America, Inc. makes no other express or implied warranty of merchantability or fitness for a particular purpose or any other express or implied warranty.

**STORAGE AND DISPOSAL**  
Nonrefillable container. Do not contaminate water, food, or feed by storage and disposal.

**Pesticide Storage:** Store in a cool, dry place inaccessible to children and pets. Do not store with solvents that may dissolve the plastic dishes.

**Container Handling:** Nonrefillable containers. Do not reuse or refill containers. Offer for recycling, if available.

Bird Barrier Optical Gel is exempt EPA registration as a result of the Federal Insecticide, Fungicide, and Rodenticide Act (FFRA) USA under 40 CFR 952.25(f).

A GREEN PRODUCT DETERRING UNWANTED BIRDS FROM BUILDINGS & OTHER STRUCTURES WHEN USED ACCORDING TO DIRECTIONS

**ACTIVE INGREDIENTS:**  
Peppermint Oil: 3.0%  
Citronella: 0.9%  
OTHER INGREDIENTS\*: 96.1%  
TOTAL: 100.0%  
\*Agar, Beeswax

**KEEP OUT OF REACH OF CHILDREN**  
Net Contents Units: 24 dishes, 12.5g per dish  
Batch Number:  
Company No. 92080

FIND THESE & A FULL LINE OF BIRD CONTROL PRODUCTS AT BIRDBARRIER.COM



6 69893 60050 8

Bird Barrier America, Inc. 20925 Chico St · Carson · CA · 90746 · 310 527 8000 · birdbarrier.com